

Yuma MatchMaster Bub

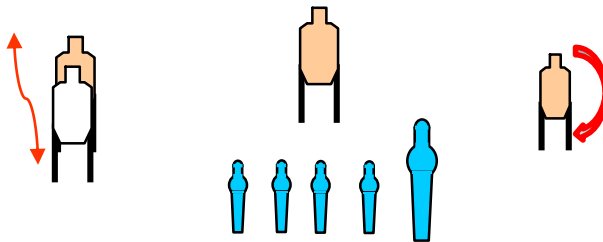
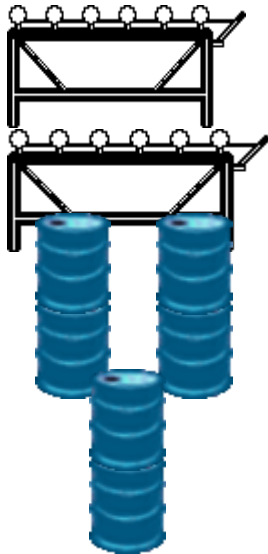
Stage: Skills Test 1

Course Designer: B Williamson

START POSITION: Box A Pistol loaded and holstered hands at sides
PCC unloaded and at butt stock on belt

STAGE PROCEDURE: Upon signal from Box A engage at least 6 of the plate before leaving to
Box B engage the rest of the targets from Box B

Pistol
PCC
23rds



Box A

Box B

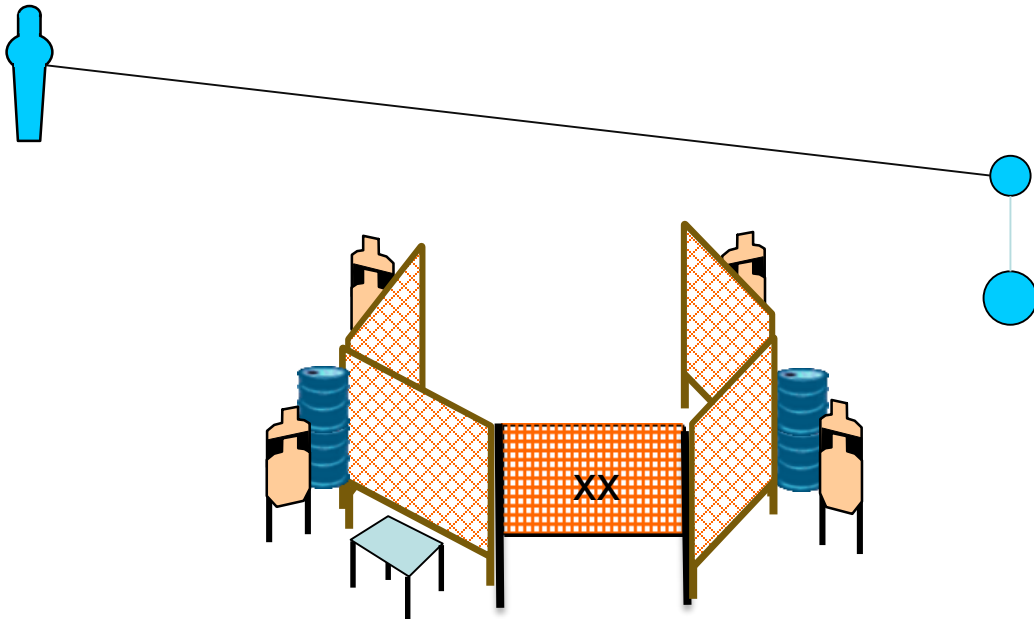
Yuma MatchMaster Bub
Stage: Activate and spin
Course Designer: B Williamson

START POSITION: Box A Pistol/ Rifle

STAGE PROCEDURE: Upon signal engage targets as you see them from Box A

Spinner not spun +30 sec

Pistol/PCC
Rifle



Box A

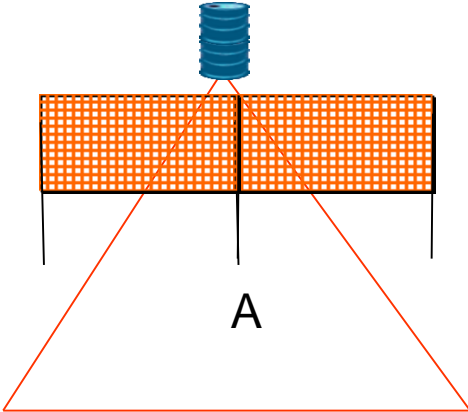

Yuma MatchMaster Bub
Stage: Hump the barrel

Course Designer: B Williamson

START POSITION: Box A or Box B

22 Rifle rounds

STAGE PROCEDURE:
Engage Rifle steel as you see them




Yuma MatchMaster Bdub
Stage: Bonus Time
Course Designer: B Williamson

START POSITION: Standing in box A or C Freestyle start

STAGE PROCEDURE:
Engage Plate rack and clay targets for Box A
From Box B engage KD poppers
From Box C engage Texas star and clay target

Shotgun/ pcc



A

B

C